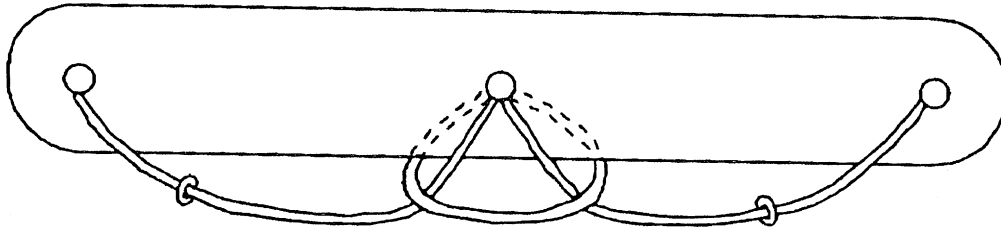
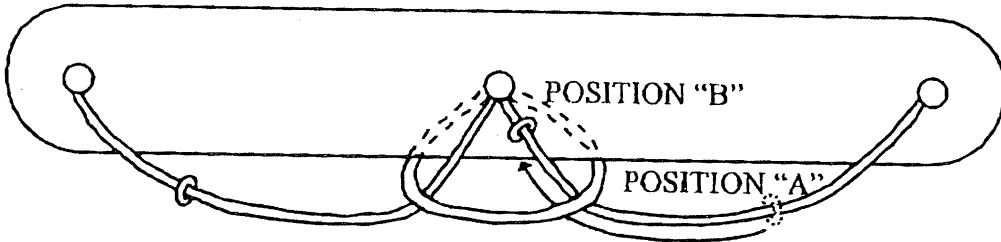


As requested, here's the solution!

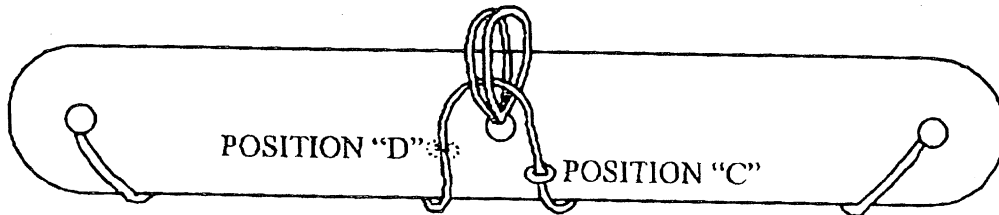


Lay the Puzzler flat in front of you.

Then, slip washer from position "A" to position "B".



Grasp washer (that is now in position "B") and both strings firmly and pull towards you.....pull until the "double loops" come through the hole.



Slide the washer from position "C" to position "D". From the back side of the Puzzler, pull the strings back through to their original position. With a bit of wiggling, both washers should now be on the left side!!!